



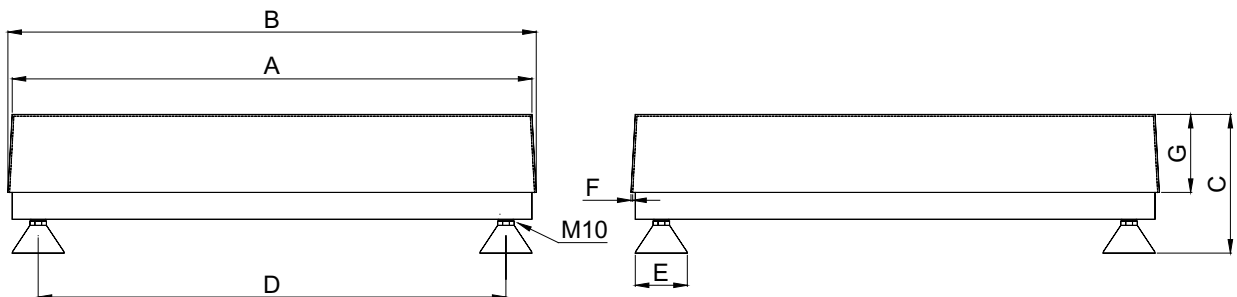
AC-6 kg AC-15 kg AC-30 kg	.....	dimens. 300 x 300 mm	.....	Euro	200,00
AC-60 kg AC-120 kg	.....	dimens. 400 x 400 mm	.....	Euro	250,00
AC-150 kg AC-300 kg	.....	dimens. 600 x 600 mm	.....	Euro	430,00
AC-600 kg	.....	dimens. 800 x 800 mm	.....	Euro	700,00
Maggiorazione per portate fuori standard / Majoration pour portée hors standard				+ Euro	100,00
Approvazione ATEX  II 1 G  II 2 D (zone 0-1-2-21-22) / Approbation ATEX (zone 0-1-2-21-22)				Euro	10,00

APPROBATION  R60 C3



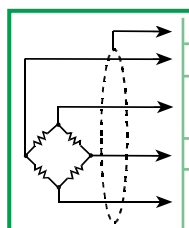
- STRUTTURA IN TUBOLARI IN ACCIAIO VERNICIATO
- PIANO DI CARICO IN ACCIAIO INOX AISI 304 APPOGGIATO
- CELLA DI CARICO IN LEGA D'ALLUMINIO IP65
- PIEDINI IN ACCIAIO ZINCATO E POLIAMMIDE
- STRUCTURE EN TUBULAIRES EN ACIER VERNIS
- PLAN DE CHARGE EN ACIER INOX AISI 304 APPUYÉ
- CAPTEUR DE PESAGE EN ALLIAGE D'ALUMINIUM IP65
- PIEDS EN ACIER GALVANISÉ ET EN POLYAMIDE

Dimensions (mm)



	Celle di carico ( Capteurs )	A	B	C	D	E	F	G	Peso
<b>AC kg 6, 15, 30</b>	10 - 30 - 50 kg	300	310	138	240	60	1,5	60	8 kg
<b>AC kg 60, 120</b>	150 - 300 kg	400	410	150	340	60	1,5	70	10 kg
<b>AC kg 150, 300</b>	300 - 500 kg	600	610	160	540	60	2	90	25 kg
<b>AC kg 600</b>	1000 kg	800	815	185	740	60	2	100	60 kg

PORTATA MAX PORTÉE MAXI	DIVISIONE CE-M DIVISION CE-M
AC-6 kg	kg 0.002
AC-15 kg	kg 0.005
AC-30 kg	kg 0.01
AC-60 kg	kg 0.02
AC-120 kg	kg 0.05
AC-150 kg	kg 0.05
AC-300 kg	kg 0.1
AC-600 kg	kg 0.2



	AC 15 - 120 kg	AC 150 - 300 kg	AC 600 kg
SCHERMO (BLINDAGE)			
+ SEGNALE (+SIGNAL)	VERDE (VERT)	VERDE (VERT)	BLU (BLEU)
+ ALIMENT. (+ALIMENT.)	ROSSO (ROUGE)	ROSSO (ROUGE)	ROSSO (ROUGE)
* + SENSE (+SENSE)	BLU (BLEU)	BLU (BLEU)	MARRONE (MARRON)
- SEGNALE (-SIGNAL)	BIANCO (BLANC)	BIANCO (BLANC)	BIANCO (BLANCO)
- ALIMENT. (-ALIMENT.)	NERO (NOIR)	NERO (NOIR)	GIALLO (JAUNE)
* - SENSE (-SENSE)	MARRONE (MARRON)	GIALLO (JAUNE)	NERO (NOIR)

\* Dove previsto (où prévus)